

DAYLIGHT
BEANIE

PAINTBOX
YARNS

DAYLIGHT BEANIE



easy
DK-Acc-001

SIZES

To fit Average size woman's [man's] head

Width	55	60½	cm
around head	21½	24	inch

YOU WILL NEED

- 1 x 100g ball of Paintbox Yarns Simply DK in Dolphin Blue (As seen on cover)
- Pair of 4mm (UK 8 – US 6) knitting needles

TENSION (GAUGE)

22 stitches and 30 rows to 10 cm (4 in) measured over stocking stitch (*stockinette stitch*) using 4mm (UK 8 – US 6) needles, or size required to give correct tension.

It is vitally important to check your tension (*gauge*) before starting as working to the wrong tension (*gauge*) will mean your item will not be the size shown and could result in yarn being left over, or more yarn being required. Before beginning, knit a tension (*gauge*) swatch at least 12 cm, 5 in, square and measure your tension (*gauge*). If there are more sts and rows than stated, try again using thicker needles. If there are fewer sts and rows than stated, try again using thinner needles.

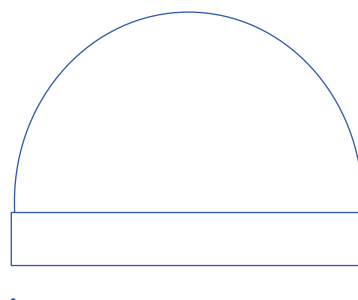
GOOD TO KNOW

- Paintbox Yarns cannot accept responsibility for the finished item if any yarn other than the recommended yarn is used.
- Yarn quantities are based on average requirements and are therefore approximate.
- Colour reproduction is as close as printing processes will allow.
- Instructions are written using UK terminology with changes for US terminology given in italics in round brackets () afterwards.
- Repeat figures in round brackets () the number of times stated afterwards.
- Instructions are given for the smallest size, with changes for the larger sizes given in square brackets [] afterwards.
- Where only one figure is given, this relates to all sizes.

ABBREVIATIONS

beg = beginning; **cm** = centimetres; **cont** = continue; **in** = inches; **K** = knit; **P** = purl; **rem** = remain(s)(ing); **rep** = repeat; **rs** = right side; **st st (stockinette st)** = stocking stitch (*stockinette stitch*) (K on rs rows, P on ws rows); **st(s)** = stitch(es); **tog** = together; **ws** = wrong side.

Visit www.paintboxyarns.com for more patterns or to buy yarn online



55 : 60½ cm
21½ : 24 in



BEANIE

Cast on 121 [133] sts using 4mm (UK 8 – US 6) needles.

row 1 (rs) P1, *K1, P1, rep from * to end.

row 2 K1, *P1, K1, rep from * to end.

These 2 rows form rib.

Cont in rib until Hat measures 17 [18] cm, 6½ [7] in, ending with a ws row.

Shape top

For man's version only

next row (rs) (rib 20, K2tog) 6 times, P1. 127 sts.

next row K1, (P1, rib 20) 6 times.

next row (rib 19, K2tog) 6 times, P1. 121 sts.

next row K1, (P1, rib 19) 6 times.

For both versions

row 1 (rs) (rib 18, K2tog) 6 times, P1. 115 sts.

row 2 K1, (P1, rib 18) 6 times.

row 3 (rib 17, K2tog) 6 times, P1. 109 sts.

row 4 K1, (P1, rib 17) 6 times.

row 5 (rib 16, K2tog) 6 times, P1. 103 sts.

row 6 K1, (P2tog, rib 15) 6 times. 97 sts.

row 7 (rib 14, K2tog) 6 times, P1. 91 sts.

row 8 K1, (P2tog, rib 13) 6 times. 85 sts.

row 9 (rib 12, K2tog) 6 times, P1. 79 sts.

row 10 K1, (P2tog, rib 11) 6 times. 73 sts.

row 11 (rib 10, K2tog) 6 times, P1. 67 sts.

row 12 K1, (P2tog, rib 9) 6 times. 61 sts.

row 13 (rib 8, K2tog) 6 times, P1. 55 sts.

row 14 K1, (P2tog, rib 7) 6 times. 49 sts.

row 15 (rib 6, K2tog) 6 times, P1. 43 sts.

row 16 K1, (P2tog, rib 5) 6 times. 37 sts.

row 17 (rib 4, K2tog) 6 times, P1. 31 sts.

row 18 K1, (P2tog, rib 3) 6 times. 25 sts.

row 19 (rib 2, K2tog) 6 times, P1. 19 sts.

row 20 K1, (P2tog, rib 1) 6 times. 13 sts.

Break yarn and thread through rem 13 sts. Pull up tight and fasten off securely.

MAKING UP


Do NOT steam press!

Join back seam, reversing seam for first 6 cm, 2½ in, for turn-back. Fold turn-back to **rs**.

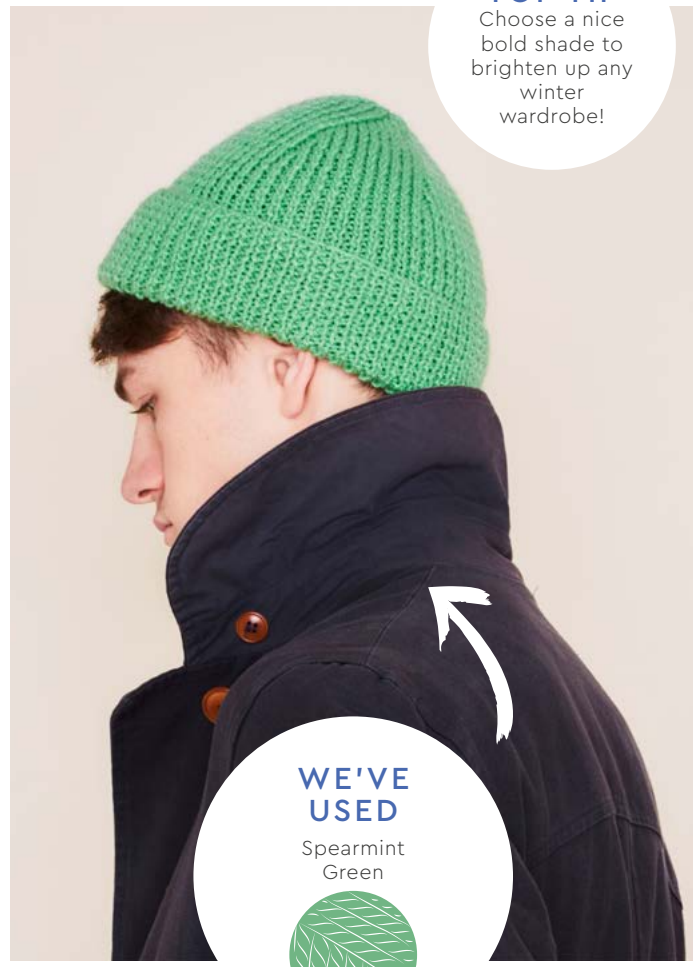
Pin out Hat to measurements given, cover with a clean damp cloth and leave to dry naturally.

DAYLIGHT BEANIE

WE'VE
USED
Dolphin
Blue



TOP TIP
Choose a nice
bold shade to
brighten up any
winter
wardrobe!



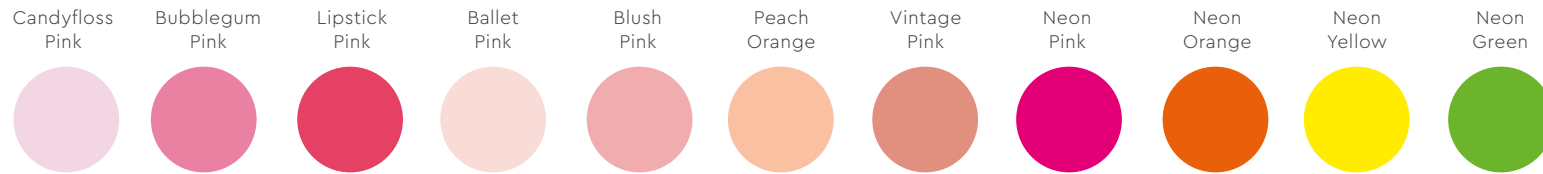




WE'VE
USED
Spearmint
Green



WE'VE
USED
Bright
Peach



pick your palette



PAINTBOX

YARNS